

MARYSVILLE CORP PARIS TOWNSHIP / MARYSVILLE EVSD  
111-06-01-001.000

Property Class: 510  
Neighborhood  
2959295

Map:  
Block:  
Card:

Bk: Pg:

29-0030090.0000

GREEN HAROLD W, GREEN BONNIE L

**LEGAL INFORMATION**

ANNEXED'98 FR 28-19-57  
VMS 4069  
OR 836 PG 307  
Acres:1.0000

**QUALIFIED CREDITS: OOC ,  
HOMESTEAD**

899 WALKER WOODS LN  
MARYSVILLE, OH 43040

|   | OWNERSHIP               | ADDRESS             | CITY       | STATE | ZIP        | DATE       | AMOUNT | DEED:CONV#: ACRES | JS                       | VALID                               |
|---|-------------------------|---------------------|------------|-------|------------|------------|--------|-------------------|--------------------------|-------------------------------------|
| 1 | GREEN HAROLD W & BONNIE | 899 WALKER WOODS LN | MARYSVILLE | OH    | 43040-8139 | 08/06/2009 | 75,000 | DOE : 532:1.0000  | <input type="checkbox"/> | <input type="checkbox"/>            |
| 2 | WATSON TIMOTHY TODD     |                     |            |       |            | 08/06/2009 | 0      | EX : 9458         | <input type="checkbox"/> | <input type="checkbox"/>            |
| 3 | WATSON ROGER L TRUSTEE  |                     |            |       |            | 03/09/2007 | 80,000 | WD : 220          | <input type="checkbox"/> | <input checked="" type="checkbox"/> |

X:  TTO    LISTER: PV    DATE: 06/25/2012    TIME: 12:00:00 AM     LETTER     LETTER REC'D    GIS CODE

| STREET/ROAD   | TOPOGRAPHY  | PU-UTILITIES-PR  | NEIGHBORHOOD   | INFLUENCE FACTORS  | PROPERTY LOCATION  |                                       |
|---|---|--|--|--|--|---------------------------------------|
| <input checked="" type="checkbox"/> PAVED<br><input type="checkbox"/> GRAVEL<br><input type="checkbox"/> DIRT<br><input type="checkbox"/> SIDEWALKS<br><input type="checkbox"/> CURBS | <input type="checkbox"/> LEVEL<br><input type="checkbox"/> HIGH<br><input type="checkbox"/> LOW<br><input type="checkbox"/> ROLLING<br><input checked="" type="checkbox"/> STANDARD | <input type="checkbox"/> WATER<br><input type="checkbox"/> SEWER<br><input checked="" type="checkbox"/> GAS<br><input checked="" type="checkbox"/> ELECTRIC<br><input type="checkbox"/> STANDARD | <input type="checkbox"/> IMPROVING<br><input type="checkbox"/> STATIC<br><input type="checkbox"/> DECLINING<br><input type="checkbox"/> OLD<br><input type="checkbox"/> STANDARD | <input type="checkbox"/> A. NO ROAD<br><input type="checkbox"/> B. TOPGRHY<br><input type="checkbox"/> C. EX FRONT<br><input type="checkbox"/> D. QUANTITY<br><input type="checkbox"/> E. SZ/SHAPE | <input type="checkbox"/> F. RESTRICT<br><input type="checkbox"/> G. WOOD LT<br><input type="checkbox"/> H. VACANCY<br><input type="checkbox"/> I. WATER FRONT<br><input type="checkbox"/> J. OTHER/CDU | 899 WALKER WOODS LN, MARYSVILLE 43040 |

**COMMENT**  
TY2023:Net Gen=\$7,955.58, Other  
Assessment=\$0.00  
GREEN, HAROLD W  
GREEN, BONNIE L  
07 Lucille E. Eger Trustee of the Edger & Lucille  
Eger Charitable Remainder Trust dated 1-10-2007  
NC2012 ADDED DWLG 100% 1/1/2012  
2019REVAL - ADDED PERG & OFF. RMVED  
BPAT, ADDED PATIO TO LINE ITEMS. ADDED  
DETACHED SHED & OFF  
(Mod SM:)130

| LAND COMPUTATIONS        |         |       |      |   |       |           |
|--------------------------|---------|-------|------|---|-------|-----------|
| LAND TYPE                | SIZE    | M     | RATE | C | INF   | M VALUE C |
| HS:Homesite <1 @ 45500*1 | AC:0.96 | 45500 |      |   |       | 45,500 0  |
| ROW:Right of Way/Road    | AC:0.04 | 0     |      |   |       | 0 0       |
| Total Acres: 1.0000      |         |       |      |   | TOTAL | 45,500 0  |

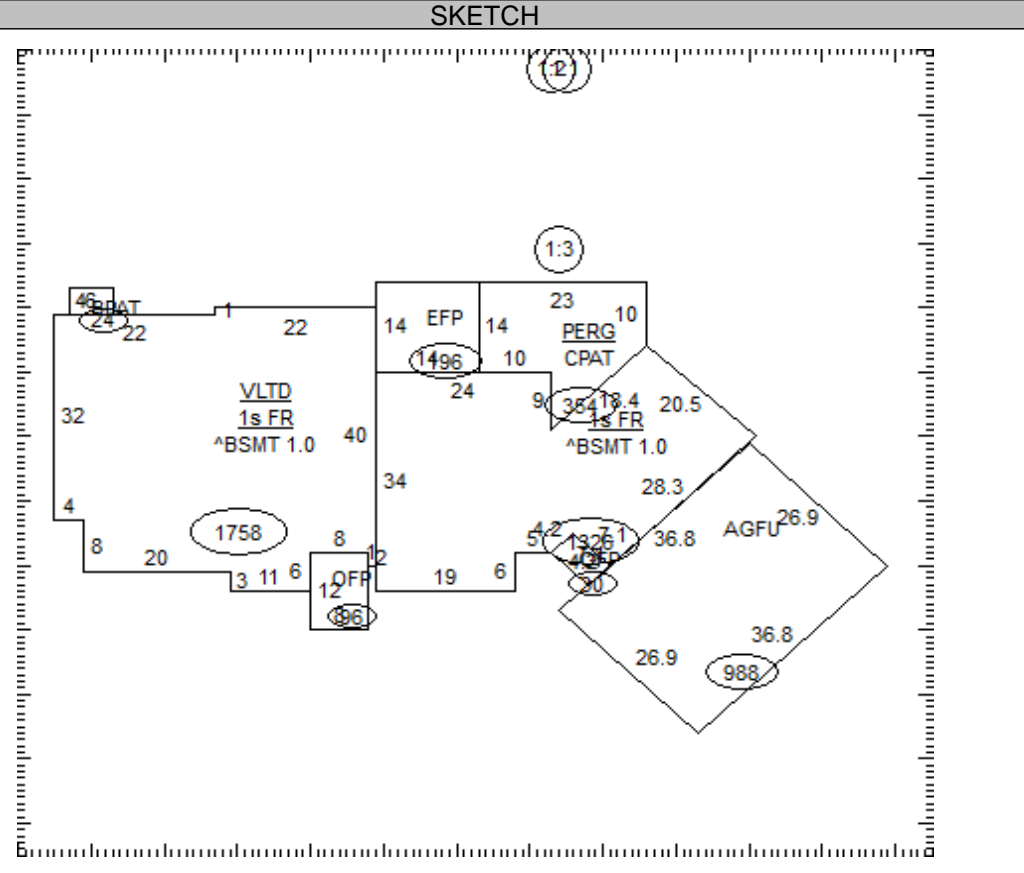
| VALUATION SUMMARY     |               |              |              |              |              |
|-----------------------|---------------|--------------|--------------|--------------|--------------|
| VALUE YEAR (EFF RATE) | 2023 (46.14)  | 2022 (46.26) | 2021 (52.95) | 2020 (52.86) | 2019 (53.51) |
| REASON FOR CHANGE     | MISC          | RAPP         | MISC         | MISC         | RAPP         |
| APPRAISED VALUE       | LAND 45,500   | 45,500       | 35,000       | 35,000       | 35,000       |
|                       | IMPR 537,010  | 537,010      | 553,040      | 553,040      | 553,040      |
|                       | TOTAL 582,510 | 582,510      | 588,040      | 588,040      | 588,040      |
| ASSESSED VALUE        | LAND 15,930   | 15,930       | 12,250       | 12,250       | 12,250       |
|                       | IMPR 187,950  | 187,950      | 193,560      | 193,560      | 193,560      |
|                       | TOTAL 203,880 | 203,880      | 205,810      | 205,810      | 205,810      |
| NET GENERAL           | 7,955.58      | 7,994.08     | 9,237.40     | 9,221.56     | 9,333.32     |

|   |   |              |             |              |              |
|---|---|--------------|-------------|--------------|--------------|
| <b>OCCUPANCY</b>  | <b>EXTERIOR</b>                           | <b>FLOOR</b> | <b>AREA</b> | <b>CONST</b> | <b>VALUE</b> |
| <input type="checkbox"/> SF <input type="checkbox"/> DU <input type="checkbox"/> TR | <input checked="" type="checkbox"/> WOOD  | 1            | 3084        | FR           | 411,560      |
| <input type="checkbox"/> CONVERSION   | <input type="checkbox"/> STUCCO           |              |             |              |              |
| <b>BUILDING TYPE</b>  | <input type="checkbox"/> ALM/VYNL         |              |             |              |              |
| <input type="checkbox"/> MOBILE HOME  | <input type="checkbox"/> CONC BLK         |              |             |              |              |
| <input type="checkbox"/> BI/TR LEVEL  | <input type="checkbox"/> METAL            |              |             |              |              |
| <input type="checkbox"/> MOD/MAN  | <input type="checkbox"/> BRICK            |              |             |              |              |
| <input type="checkbox"/>  | <input checked="" type="checkbox"/> STONE |              |             |              |              |

|  |   |
|--|---|
| <b>ROOFING</b>                               | <b>ROOF TYPE</b>                          |
| <input type="checkbox"/> METAL               | <input checked="" type="checkbox"/> GABLE |
| <input type="checkbox"/> SLT/TLE             | <input type="checkbox"/> HIP              |
| <input checked="" type="checkbox"/> SHINGLES | <input type="checkbox"/> GAMBREL          |
| <input type="checkbox"/> SHAKES              | <input type="checkbox"/> MANSARD          |
| <input type="checkbox"/> COMPOSITE           | <input type="checkbox"/> FLAT             |

|                       |                          |                                     |                          |                          |                          |
|-----------------------|--------------------------|-------------------------------------|--------------------------|--------------------------|--------------------------|
| <b>FLOORS</b>         | <b>B</b>                 | <b>1</b>                            | <b>2</b>                 | <b>3</b>                 | <b>U</b>                 |
| CONCRETE              | <input type="checkbox"/> | <input type="checkbox"/>            | <input type="checkbox"/> | <input type="checkbox"/> | <input type="checkbox"/> |
| WOOD                  | <input type="checkbox"/> | <input checked="" type="checkbox"/> | <input type="checkbox"/> | <input type="checkbox"/> | <input type="checkbox"/> |
| TILE/COMPO            | <input type="checkbox"/> | <input type="checkbox"/>            | <input type="checkbox"/> | <input type="checkbox"/> | <input type="checkbox"/> |
| CARPET                | <input type="checkbox"/> | <input checked="" type="checkbox"/> | <input type="checkbox"/> | <input type="checkbox"/> | <input type="checkbox"/> |
| <b>INT. FINISH</b>    | <b>B</b>                 | <b>1</b>                            | <b>2</b>                 | <b>3</b>                 | <b>U</b>                 |
| PLASTER/DW            | <input type="checkbox"/> | <input checked="" type="checkbox"/> | <input type="checkbox"/> | <input type="checkbox"/> | <input type="checkbox"/> |
| PANELING              | <input type="checkbox"/> | <input type="checkbox"/>            | <input type="checkbox"/> | <input type="checkbox"/> | <input type="checkbox"/> |
| UNFINISHED            | <input type="checkbox"/> | <input type="checkbox"/>            | <input type="checkbox"/> | <input type="checkbox"/> | <input type="checkbox"/> |
| <b>ACCOMMODATIONS</b> |                          |                                     |                          |                          |                          |
| # OF ROOMS            |                          | 7                                   |                          |                          |                          |
| BEDROOMS              |                          | 2                                   |                          |                          |                          |
| FIREPLACES            |                          | 1                                   |                          |                          |                          |
| <b>HEAT &amp; AC</b>  | <b>B</b>                 | <b>1</b>                            | <b>2</b>                 | <b>3</b>                 | <b>U</b>                 |
| NO HEAT               | <input type="checkbox"/> | <input type="checkbox"/>            | <input type="checkbox"/> | <input type="checkbox"/> | <input type="checkbox"/> |
| CTRL HEAT             | <input type="checkbox"/> | <input checked="" type="checkbox"/> | <input type="checkbox"/> | <input type="checkbox"/> | <input type="checkbox"/> |
| HW/STEAM              | <input type="checkbox"/> | <input type="checkbox"/>            | <input type="checkbox"/> | <input type="checkbox"/> | <input type="checkbox"/> |
| ELECTRIC              | <input type="checkbox"/> | <input type="checkbox"/>            | <input type="checkbox"/> | <input type="checkbox"/> | <input type="checkbox"/> |
| HEAT PUMP             | <input type="checkbox"/> | <input type="checkbox"/>            | <input type="checkbox"/> | <input type="checkbox"/> | <input type="checkbox"/> |
| FLR/WALL              | <input type="checkbox"/> | <input type="checkbox"/>            | <input type="checkbox"/> | <input type="checkbox"/> | <input type="checkbox"/> |
| STVE/SPCE             | <input type="checkbox"/> | <input type="checkbox"/>            | <input type="checkbox"/> | <input type="checkbox"/> | <input type="checkbox"/> |
| GEO THERMAL           | <input type="checkbox"/> | <input type="checkbox"/>            | <input type="checkbox"/> | <input type="checkbox"/> | <input type="checkbox"/> |
| OUTSIDE               | <input type="checkbox"/> | <input type="checkbox"/>            | <input type="checkbox"/> | <input type="checkbox"/> | <input type="checkbox"/> |
| CTRL A/C              | <input type="checkbox"/> | <input checked="" type="checkbox"/> | <input type="checkbox"/> | <input type="checkbox"/> | <input type="checkbox"/> |
| <b>PLUMBING</b>       | <b>BASE</b>              | <input checked="" type="checkbox"/> |                          |                          |                          |
| X FULL BATH           |                          | 2                                   |                          |                          |                          |
| X HALF BATH           |                          | 1                                   |                          |                          |                          |
| X FIXTURES            |                          | 2                                   |                          |                          |                          |

|                         |            |  |         |
|-------------------------|------------|--|---------|
| BSMT                    | 3084       |  | 44,410  |
| <b>SUBTOTAL</b>         |            |  | 455,970 |
| MULTI-FAMILY #          | 0          |  | 0       |
| BUILDING TYPE           | 100%       |  | 0       |
| BSMT FINISH             | 0 S.F.     |  | 0       |
| FIREPLACE #             | 1          |  | 3,100   |
| HEATING                 | 0 S.F.     |  | 0       |
| AIR COND                | 3,084 S.F. |  | 6,660   |
| PLUMBING #              | 10         |  | 12,000  |
| GARAGES & CARPORTS      |            |  | 16,360  |
| EXTRA FEATURES          |            |  | 46,940  |
| <b>SUBTOTAL</b>         |            |  | 541,030 |
| GRADE FACTOR            |            |  | 140 %   |
| <b>UNADJUSTED VALUE</b> |            |  | 757,440 |
| FACTOR                  |            |  | 100 %   |



| OCCUPANCY      | ST.HT | SIZE  | AREA  | GRADE | PRICE | AGE  | REMD | CND | UNADJ VAL | PHYS | PHYS VAL | FUNC | TRUE VAL |
|----------------|-------|-------|-------|-------|-------|------|------|-----|-----------|------|----------|------|----------|
| DWELLING       | 1     | SK    | 3,084 | B+    |       | 2011 |      | A   | 757,440   | 13   | 658,970  |      | 533,770  |
| 1 Shed-Fr      |       | 0x0   | 176   | C     | 12.00 | 2012 |      | A   | 2,110     | 13   | 1,840    |      | 1,840    |
| 2 Open Porch   |       | 8x4   | 32    | C     | 10.00 | 2012 |      | A   | 320       | 13   | 280      |      | 280      |
| 3 Concrete Pad |       | 17x38 | 646   | C     | 2.00  | 2012 |      | A   | 1,290     | 13   | 1,120    |      | 1,120    |
| 4              |       |       |       |       |       |      |      |     |           |      |          |      |          |
| 5              |       |       |       |       |       |      |      |     |           |      |          |      |          |
| 6              |       |       |       |       |       |      |      |     |           |      |          |      |          |
| 7              |       |       |       |       |       |      |      |     |           |      |          |      |          |
| 8              |       |       |       |       |       |      |      |     |           |      |          |      |          |
| 9              |       |       |       |       |       |      |      |     |           |      |          |      |          |
| 10             |       |       |       |       |       |      |      |     |           |      |          |      |          |
| 11             |       |       |       |       |       |      |      |     |           |      |          |      |          |

|                 |              |         |
|-----------------|--------------|---------|
| 29-0030090.0000 | <b>TOTAL</b> | 537,010 |
|-----------------|--------------|---------|

**COMMENTS**

VACANT IN 11  
 (1,758SF VLTD=\$31,640),(30SF OFP=\$360),(24SF BPAT=\$60),(196SF EFP=\$4,330),(354SF CPAT=\$850),(96SF OFP=\$1,150),(354SF PERG=\$8,550),(988SF AGFU=\$16,360)  
 Dwelling has an Economic Factor of 81% (Rollback Basis=\$579,270)

29-0030090.0000

**GREEN HAROLD W, GREEN BONNIE L**

899 WALKER WOODS LN  
MARYSVILLE, OH 43040

**LEGAL INFORMATION**

ANNEXED'98 FR 28-19-57  
VMS 4069  
OR 836 PG 307  
Acres:1.0000

**QUALIFIED CREDITS: OOC ,  
HOMESTEAD**

|   | OWNERSHIP              | ADDRESS | CITY | STATE | ZIP | DATE       | AMOUNT | DEED:CONV#: | ACRES | JS                       | VALID                    |
|---|------------------------|---------|------|-------|-----|------------|--------|-------------|-------|--------------------------|--------------------------|
| 1 | EGER LUCILLE E TRUSTEE |         |      |       |     | 01/12/2007 | 0      | EX : 924    |       | <input type="checkbox"/> | <input type="checkbox"/> |
| 2 |                        |         |      |       |     |            | 0      | 0           |       | <input type="checkbox"/> | <input type="checkbox"/> |
| 3 |                        |         |      |       |     |            | 0      | 0           |       | <input type="checkbox"/> | <input type="checkbox"/> |

X:  TTO LISTER: PV DATE: 06/25/2012 TIME: 12:00:00 AM  LETTER  LETTER REC'D GIS CODE

| STREET/ROAD   | TOPOGRAPHY  | PU-UTILITIES-PR   | NEIGHBORHOOD   | INFLUENCE FACTORS  | PROPERTY LOCATION  |                                       |
|---|---|---|--|--|--|---------------------------------------|
| <input checked="" type="checkbox"/> PAVED<br><input type="checkbox"/> GRAVEL<br><input type="checkbox"/> DIRT<br><input type="checkbox"/> SIDEWALKS<br><input type="checkbox"/> CURBS | <input type="checkbox"/> LEVEL<br><input type="checkbox"/> HIGH<br><input type="checkbox"/> LOW<br><input type="checkbox"/> ROLLING<br><input checked="" type="checkbox"/> STANDARD | <input type="checkbox"/> WATER<br><input type="checkbox"/> SEWER<br><input checked="" type="checkbox"/> GAS<br><input type="checkbox"/> ELECTRIC<br><input type="checkbox"/> STANDARD | <input type="checkbox"/> IMPROVING<br><input type="checkbox"/> STATIC<br><input type="checkbox"/> DECLINING<br><input type="checkbox"/> OLD<br><input type="checkbox"/> STANDARD | <input type="checkbox"/> A. NO ROAD<br><input type="checkbox"/> B. TOPGRHY<br><input type="checkbox"/> C. EX FRONT<br><input type="checkbox"/> D. QUANTITY<br><input type="checkbox"/> E. SZ/SHAPE | <input type="checkbox"/> F. RESTRICT<br><input type="checkbox"/> G. WOOD LT<br><input type="checkbox"/> H. VACANCY<br><input type="checkbox"/> I. WATER FRONT<br><input type="checkbox"/> J. OTHER/CDU | 899 WALKER WOODS LN, MARYSVILLE 43040 |
| <b>COMMENT</b>  |   |   |  |  |  |                                       |

| LAND COMPUTATIONS   |      |   |      |   |       |        |         |
|---------------------|------|---|------|---|-------|--------|---------|
| LAND TYPE           | SIZE | M | RATE | C | INF   | M      | VALUE C |
|                     |      |   |      |   |       |        |         |
|                     |      |   |      |   |       |        |         |
|                     |      |   |      |   |       |        |         |
|                     |      |   |      |   |       |        |         |
|                     |      |   |      |   |       |        |         |
|                     |      |   |      |   |       |        |         |
|                     |      |   |      |   |       |        |         |
|                     |      |   |      |   |       |        |         |
|                     |      |   |      |   |       |        |         |
| Total Acres: 1.0000 |      |   |      |   | TOTAL | 45,500 | 0       |

| VALUATION SUMMARY     |              |              |              |              |              |
|-----------------------|--------------|--------------|--------------|--------------|--------------|
| VALUE YEAR (EFF RATE) | 2019 (53.51) | 2018 (57.48) | 2017 (56.61) | 2016 (56.45) | 2015 (60.36) |
| REASON FOR CHANGE     | RAPP         | MISC         | MISC         | RAPP         | Misc         |
| APPRaised             | 35,000       | 23,800       | 23,800       | 23,800       | 23,800       |
| VALUE                 | IMPR         | 553,050      | 538,310      | 538,310      | 538,310      |
|                       | TOTAL        | 588,050      | 562,110      | 562,110      | 470,520      |
| ASSESSED              | LAND         | 12,250       | 8,330        | 8,330        | 8,330        |
| VALUE                 | IMPR         | 193,570      | 188,410      | 188,410      | 156,350      |
|                       | TOTAL        | 205,820      | 196,740      | 196,740      | 164,680      |
| NET GENERAL           |              | 9,560.42     | 9,348.60     | 9,316.32     | 8,264.00     |

| OCCUPANCY                            |                                      | EXTERIOR                          |  |
|--------------------------------------|--------------------------------------|-----------------------------------|--|
| <input type="checkbox"/> SF          | <input type="checkbox"/> DU          | <input type="checkbox"/> WOOD     |  |
| <input type="checkbox"/> TR          | <input type="checkbox"/> CONVERSION  | <input type="checkbox"/> STUCCO   |  |
| BUILDING TYPE                        |                                      | <input type="checkbox"/> ALM/VYNL |  |
| <input type="checkbox"/> MOBILE HOME | <input type="checkbox"/> BI/TR LEVEL | <input type="checkbox"/> CONC BLK |  |
| <input type="checkbox"/> MOD/MAN     | <input type="checkbox"/>             | <input type="checkbox"/> METAL    |  |
| <input type="checkbox"/>             |                                      | <input type="checkbox"/> BRICK    |  |
|                                      |                                      | <input type="checkbox"/> STONE    |  |

| ROOFING                            |                                  | ROOF TYPE                        |  |
|------------------------------------|----------------------------------|----------------------------------|--|
| <input type="checkbox"/> METAL     | <input type="checkbox"/> SLT/TLE | <input type="checkbox"/> GABLE   |  |
| <input type="checkbox"/> SHINGLES  | <input type="checkbox"/> SHAKES  | <input type="checkbox"/> HIP     |  |
| <input type="checkbox"/> COMPOSITE |                                  | <input type="checkbox"/> GAMBREL |  |
|                                    |                                  | <input type="checkbox"/> MANSARD |  |
|                                    |                                  | <input type="checkbox"/> FLAT    |  |

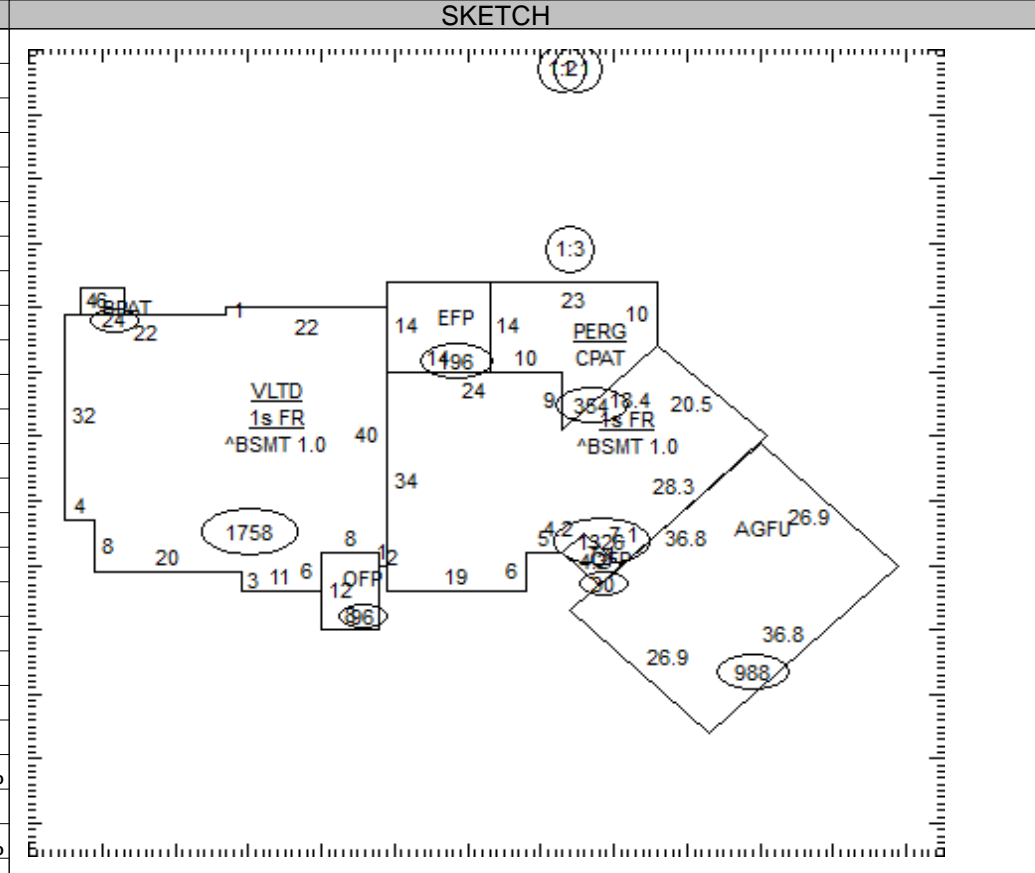
| FLOORS     |  | B                        | 1                        | 2                        | 3                        | U                        |
|------------|--|--------------------------|--------------------------|--------------------------|--------------------------|--------------------------|
| CONCRETE   |  | <input type="checkbox"/> | <input type="checkbox"/> | <input type="checkbox"/> | <input type="checkbox"/> | <input type="checkbox"/> |
| WOOD       |  | <input type="checkbox"/> | <input type="checkbox"/> | <input type="checkbox"/> | <input type="checkbox"/> | <input type="checkbox"/> |
| TILE/COMPO |  | <input type="checkbox"/> | <input type="checkbox"/> | <input type="checkbox"/> | <input type="checkbox"/> | <input type="checkbox"/> |
| CARPET     |  | <input type="checkbox"/> | <input type="checkbox"/> | <input type="checkbox"/> | <input type="checkbox"/> | <input type="checkbox"/> |

| INT. FINISH |  | B                        | 1                        | 2                        | 3                        | U                        |
|-------------|--|--------------------------|--------------------------|--------------------------|--------------------------|--------------------------|
| PLASTER/DW  |  | <input type="checkbox"/> | <input type="checkbox"/> | <input type="checkbox"/> | <input type="checkbox"/> | <input type="checkbox"/> |
| PANELING    |  | <input type="checkbox"/> | <input type="checkbox"/> | <input type="checkbox"/> | <input type="checkbox"/> | <input type="checkbox"/> |
| UNFINISHED  |  | <input type="checkbox"/> | <input type="checkbox"/> | <input type="checkbox"/> | <input type="checkbox"/> | <input type="checkbox"/> |

| ACCOMMODATIONS |  | B | 1 | 2 | 3 | U |
|----------------|--|---|---|---|---|---|
| # OF ROOMS     |  |   |   |   |   |   |
| BEDROOMS       |  |   |   |   |   |   |
| FIREPLACES     |  |   |   |   |   |   |
| HEAT & AC      |  | B | 1 | 2 | 3 | U |

|             |                          |                          |                          |                          |                          |
|-------------|--------------------------|--------------------------|--------------------------|--------------------------|--------------------------|
| NO HEAT     | <input type="checkbox"/> | <input type="checkbox"/> | <input type="checkbox"/> | <input type="checkbox"/> | <input type="checkbox"/> |
| CTRL HEAT   | <input type="checkbox"/> | <input type="checkbox"/> | <input type="checkbox"/> | <input type="checkbox"/> | <input type="checkbox"/> |
| HW/STEAM    | <input type="checkbox"/> | <input type="checkbox"/> | <input type="checkbox"/> | <input type="checkbox"/> | <input type="checkbox"/> |
| ELECTRIC    | <input type="checkbox"/> | <input type="checkbox"/> | <input type="checkbox"/> | <input type="checkbox"/> | <input type="checkbox"/> |
| HEAT PUMP   | <input type="checkbox"/> | <input type="checkbox"/> | <input type="checkbox"/> | <input type="checkbox"/> | <input type="checkbox"/> |
| FLR/WALL    | <input type="checkbox"/> | <input type="checkbox"/> | <input type="checkbox"/> | <input type="checkbox"/> | <input type="checkbox"/> |
| STVE/SPCE   | <input type="checkbox"/> | <input type="checkbox"/> | <input type="checkbox"/> | <input type="checkbox"/> | <input type="checkbox"/> |
| GEO THERMAL | <input type="checkbox"/> | <input type="checkbox"/> | <input type="checkbox"/> | <input type="checkbox"/> | <input type="checkbox"/> |
| OUTSIDE     | <input type="checkbox"/> | <input type="checkbox"/> | <input type="checkbox"/> | <input type="checkbox"/> | <input type="checkbox"/> |
| CTRL A/C    | <input type="checkbox"/> | <input type="checkbox"/> | <input type="checkbox"/> | <input type="checkbox"/> | <input type="checkbox"/> |
| PLUMBING    |                          | BASE                     |                          | <input type="checkbox"/> |                          |
| X FULL BATH |                          |                          |                          |                          |                          |
| X HALF BATH |                          |                          |                          |                          |                          |
| X FIXTURES  |                          |                          |                          |                          |                          |

| FLOOR                   | AREA   | CONST | VALUE |
|-------------------------|--------|-------|-------|
| <b>SUBTOTAL</b>         |        |       | 0     |
| MULTI-FAMILY #          | 0      |       | 0     |
| BUILDING TYPE           | 000%   |       | 0     |
| BSMT FINISH             | 0 S.F. |       | 0     |
| FIREPLACE #             | 0      |       | 0     |
| HEATING                 | 0 S.F. |       | 0     |
| AIR COND                | 0 S.F. |       | 0     |
| PLUMBING #              | 0      |       | 0     |
| GARAGES & CARPORTS      |        |       | 0     |
| EXTRA FEATURES          |        |       | 0     |
| <b>SUBTOTAL</b>         |        |       | 0     |
| GRADE FACTOR            |        |       | %     |
| <b>UNADJUSTED VALUE</b> |        |       | 0     |
| FACTOR                  |        |       | %     |



| OCCUPANCY | ST.HT | SIZE | AREA | GRADE | PRICE | AGE | REMD | CND | UNADJ VAL | PHYS | PHYS VAL | FUNC | TRUE VAL |
|-----------|-------|------|------|-------|-------|-----|------|-----|-----------|------|----------|------|----------|
| DWELLING  |       | SK   |      |       |       |     |      |     |           |      |          |      |          |
| 1         |       |      |      |       |       |     |      |     |           |      |          |      |          |
| 2         |       |      |      |       |       |     |      |     |           |      |          |      |          |
| 3         |       |      |      |       |       |     |      |     |           |      |          |      |          |
| 4         |       |      |      |       |       |     |      |     |           |      |          |      |          |
| 5         |       |      |      |       |       |     |      |     |           |      |          |      |          |
| 6         |       |      |      |       |       |     |      |     |           |      |          |      |          |
| 7         |       |      |      |       |       |     |      |     |           |      |          |      |          |
| 8         |       |      |      |       |       |     |      |     |           |      |          |      |          |
| 9         |       |      |      |       |       |     |      |     |           |      |          |      |          |
| 10        |       |      |      |       |       |     |      |     |           |      |          |      |          |
| 11        |       |      |      |       |       |     |      |     |           |      |          |      |          |

29-0030090.0000

TOTAL 0

COMMENTS

29-0030090.0000

GREEN HAROLD W, GREEN BONNIE L

899 WALKER WOODS LN  
MARYSVILLE, OH 43040

LEGAL INFORMATION

ANNEXED'98 FR 28-19-57  
VMS 4069  
OR 836 PG 307  
Acres:1.0000

QUALIFIED CREDITS: OOC ,  
HOMESTEAD

|   | OWNERSHIP               | ADDRESS             | CITY       | STATE | ZIP        | DATE       | AMOUNT | DEED:CONV#: ACRES | JS                       | VALID                               |
|---|-------------------------|---------------------|------------|-------|------------|------------|--------|-------------------|--------------------------|-------------------------------------|
| 1 | GREEN HAROLD W & BONNIE | 899 WALKER WOODS LN | MARYSVILLE | OH    | 43040-8139 | 08/06/2009 | 75,000 | DOE : 532:1.0000  | <input type="checkbox"/> | <input type="checkbox"/>            |
| 2 | WATSON TIMOTHY TODD     |                     |            |       |            | 08/06/2009 | 0      | EX : 9458         | <input type="checkbox"/> | <input type="checkbox"/>            |
| 3 | WATSON ROGER L TRUSTEE  |                     |            |       |            | 03/09/2007 | 80,000 | WD : 220          | <input type="checkbox"/> | <input checked="" type="checkbox"/> |

X:  TTO LISTER: PV DATE: 06/25/2012 TIME: 12:00:00 AM  LETTER  LETTER REC'D GIS CODE

| STREET/ROAD                               | TOPOGRAPHY                                   | PU-UTILITIES-PR                              | NEIGHBORHOOD                       | INFLUENCE FACTORS                    | PROPERTY LOCATION                                |
|---|--|--|------------------------------------|--------------------------------------|--|
| <input checked="" type="checkbox"/> PAVED | <input type="checkbox"/> LEVEL               | <input type="checkbox"/> WATER               | <input type="checkbox"/> IMPROVING | <input type="checkbox"/> A. NO ROAD  | 899 WALKER WOODS LN, MARYSVILLE 43040<br>COMMENT |
| <input type="checkbox"/> GRAVEL           | <input type="checkbox"/> HIGH                | <input type="checkbox"/> SEWER               | <input type="checkbox"/> STATIC    | <input type="checkbox"/> F. RESTRICT |  |
| <input type="checkbox"/> DIRT             | <input type="checkbox"/> LOW                 | <input checked="" type="checkbox"/> GAS      | <input type="checkbox"/> DECLINING | <input type="checkbox"/> B. TOPGRHY  |  |
| <input type="checkbox"/> SIDEWALKS        | <input type="checkbox"/> ROLLING             | <input checked="" type="checkbox"/> ELECTRIC | <input type="checkbox"/> OLD       | <input type="checkbox"/> C. EX FRONT |  |
| <input type="checkbox"/> CURBS            | <input checked="" type="checkbox"/> STANDARD | <input type="checkbox"/> STANDARD            | <input type="checkbox"/> STANDARD  | <input type="checkbox"/> D. QUANTITY |  |
|   |  |  |                                    | <input type="checkbox"/> E. SZ/SHAPE |  |

| LAND COMPUTATIONS   |      |   |      |   |       |        |         |
|---------------------|------|---|------|---|-------|--------|---------|
| LAND TYPE           | SIZE | M | RATE | C | INF   | M      | VALUE C |
|                     |      |   |      |   |       |        |         |
|                     |      |   |      |   |       |        |         |
|                     |      |   |      |   |       |        |         |
|                     |      |   |      |   |       |        |         |
|                     |      |   |      |   |       |        |         |
|                     |      |   |      |   |       |        |         |
|                     |      |   |      |   |       |        |         |
|                     |      |   |      |   |       |        |         |
| Total Acres: 1.0000 |      |   |      |   | TOTAL | 45,500 | 0       |

| VALUATION SUMMARY     |               |              |  |  |
|-----------------------|---------------|--------------|--|--|
| VALUE YEAR (EFF RATE) | 2014 (60.35)  | 2013 (57.01) |  |  |
| REASON FOR CHANGE     | MISC          | RAPP         |  |  |
| APPRAISED VALUE       | LAND 23,800   | 51,200       |  |  |
|                       | IMPR 446,720  | 446,720      |  |  |
|                       | TOTAL 470,520 | 497,920      |  |  |
| ASSESSED VALUE        | LAND 8,330    | 17,920       |  |  |
|                       | IMPR 156,350  | 156,350      |  |  |
|                       | TOTAL 164,680 | 174,270      |  |  |
| NET GENERAL           | 8,263.48      | 7,778.62     |  |  |

| OCCUPANCY                            |                                      | EXTERIOR                          |  |
|--------------------------------------|--------------------------------------|-----------------------------------|--|
| <input type="checkbox"/> SF          | <input type="checkbox"/> DU          | <input type="checkbox"/> WOOD     |  |
| <input type="checkbox"/> TR          | <input type="checkbox"/> CONVERSION  | <input type="checkbox"/> STUCCO   |  |
| BUILDING TYPE                        |                                      | <input type="checkbox"/> ALM/VYNL |  |
| <input type="checkbox"/> MOBILE HOME | <input type="checkbox"/> BI/TR LEVEL | <input type="checkbox"/> CONC BLK |  |
| <input type="checkbox"/> MOD/MAN     | <input type="checkbox"/>             | <input type="checkbox"/> METAL    |  |
| <input type="checkbox"/>             |                                      | <input type="checkbox"/> BRICK    |  |
|                                      |                                      | <input type="checkbox"/> STONE    |  |

| ROOFING                            |                                  | ROOF TYPE                        |  |
|------------------------------------|----------------------------------|----------------------------------|--|
| <input type="checkbox"/> METAL     | <input type="checkbox"/> SLT/TLE | <input type="checkbox"/> GABLE   |  |
| <input type="checkbox"/> SHINGLES  | <input type="checkbox"/> SHAKES  | <input type="checkbox"/> HIP     |  |
| <input type="checkbox"/> COMPOSITE |                                  | <input type="checkbox"/> GAMBREL |  |
|                                    |                                  | <input type="checkbox"/> MANSARD |  |
|                                    |                                  | <input type="checkbox"/> FLAT    |  |

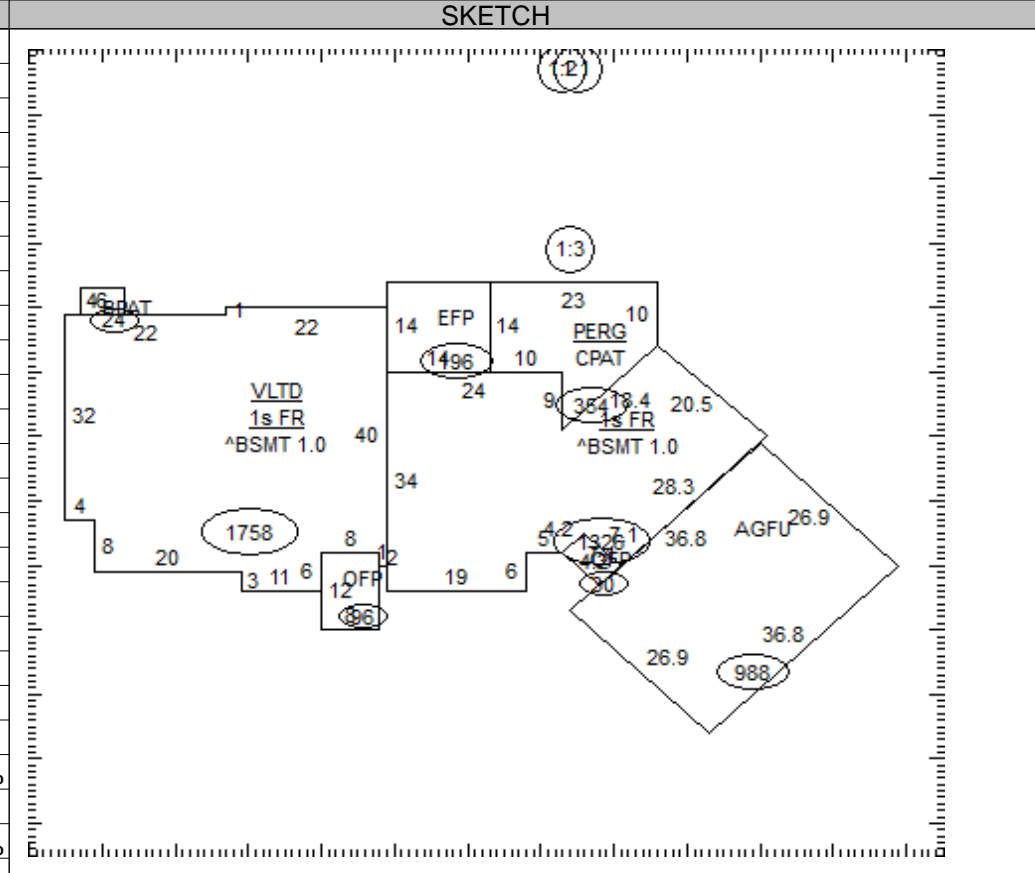
| FLOORS     |  | B                        | 1                        | 2                        | 3                        | U                        |
|------------|--|--------------------------|--------------------------|--------------------------|--------------------------|--------------------------|
| CONCRETE   |  | <input type="checkbox"/> | <input type="checkbox"/> | <input type="checkbox"/> | <input type="checkbox"/> | <input type="checkbox"/> |
| WOOD       |  | <input type="checkbox"/> | <input type="checkbox"/> | <input type="checkbox"/> | <input type="checkbox"/> | <input type="checkbox"/> |
| TILE/COMPO |  | <input type="checkbox"/> | <input type="checkbox"/> | <input type="checkbox"/> | <input type="checkbox"/> | <input type="checkbox"/> |
| CARPET     |  | <input type="checkbox"/> | <input type="checkbox"/> | <input type="checkbox"/> | <input type="checkbox"/> | <input type="checkbox"/> |

| INT. FINISH |  | B                        | 1                        | 2                        | 3                        | U                        |
|-------------|--|--------------------------|--------------------------|--------------------------|--------------------------|--------------------------|
| PLASTER/DW  |  | <input type="checkbox"/> | <input type="checkbox"/> | <input type="checkbox"/> | <input type="checkbox"/> | <input type="checkbox"/> |
| PANELING    |  | <input type="checkbox"/> | <input type="checkbox"/> | <input type="checkbox"/> | <input type="checkbox"/> | <input type="checkbox"/> |
| UNFINISHED  |  | <input type="checkbox"/> | <input type="checkbox"/> | <input type="checkbox"/> | <input type="checkbox"/> | <input type="checkbox"/> |

| ACCOMMODATIONS |  | B | 1 | 2 | 3 | U |
|----------------|--|---|---|---|---|---|
| # OF ROOMS     |  |   |   |   |   |   |
| BEDROOMS       |  |   |   |   |   |   |
| FIREPLACES     |  |   |   |   |   |   |
| HEAT & AC      |  | B | 1 | 2 | 3 | U |

|             |                          |                          |                          |                          |                          |
|-------------|--------------------------|--------------------------|--------------------------|--------------------------|--------------------------|
| NO HEAT     | <input type="checkbox"/> | <input type="checkbox"/> | <input type="checkbox"/> | <input type="checkbox"/> | <input type="checkbox"/> |
| CTRL HEAT   | <input type="checkbox"/> | <input type="checkbox"/> | <input type="checkbox"/> | <input type="checkbox"/> | <input type="checkbox"/> |
| HW/STEAM    | <input type="checkbox"/> | <input type="checkbox"/> | <input type="checkbox"/> | <input type="checkbox"/> | <input type="checkbox"/> |
| ELECTRIC    | <input type="checkbox"/> | <input type="checkbox"/> | <input type="checkbox"/> | <input type="checkbox"/> | <input type="checkbox"/> |
| HEAT PUMP   | <input type="checkbox"/> | <input type="checkbox"/> | <input type="checkbox"/> | <input type="checkbox"/> | <input type="checkbox"/> |
| FLR/WALL    | <input type="checkbox"/> | <input type="checkbox"/> | <input type="checkbox"/> | <input type="checkbox"/> | <input type="checkbox"/> |
| STVE/SPCE   | <input type="checkbox"/> | <input type="checkbox"/> | <input type="checkbox"/> | <input type="checkbox"/> | <input type="checkbox"/> |
| GEO THERMAL | <input type="checkbox"/> | <input type="checkbox"/> | <input type="checkbox"/> | <input type="checkbox"/> | <input type="checkbox"/> |
| OUTSIDE     | <input type="checkbox"/> | <input type="checkbox"/> | <input type="checkbox"/> | <input type="checkbox"/> | <input type="checkbox"/> |
| CTRL A/C    | <input type="checkbox"/> | <input type="checkbox"/> | <input type="checkbox"/> | <input type="checkbox"/> | <input type="checkbox"/> |
| PLUMBING    |                          | BASE                     |                          | <input type="checkbox"/> |                          |
| X FULL BATH |                          |                          |                          |                          |                          |
| X HALF BATH |                          |                          |                          |                          |                          |
| X FIXTURES  |                          |                          |                          |                          |                          |

| FLOOR                   | AREA   | CONST | VALUE |
|-------------------------|--------|-------|-------|
| <b>SUBTOTAL</b>         |        |       | 0     |
| MULTI-FAMILY #          | 0      |       | 0     |
| BUILDING TYPE           | 000%   |       | 0     |
| BSMT FINISH             | 0 S.F. |       | 0     |
| FIREPLACE #             | 0      |       | 0     |
| HEATING                 | 0 S.F. |       | 0     |
| AIR COND                | 0 S.F. |       | 0     |
| PLUMBING #              | 0      |       | 0     |
| GARAGES & CARPORTS      |        |       | 0     |
| EXTRA FEATURES          |        |       | 0     |
| <b>SUBTOTAL</b>         |        |       | 0     |
| GRADE FACTOR            |        |       | %     |
| <b>UNADJUSTED VALUE</b> |        |       | 0     |
| <b>FACTOR</b>           |        |       | %     |



| OCCUPANCY | ST.HT | SIZE | AREA | GRADE | PRICE | AGE | REMD | CND | UNADJ VAL | PHYS | PHYS VAL | FUNC | TRUE VAL |
|-----------|-------|------|------|-------|-------|-----|------|-----|-----------|------|----------|------|----------|
| DWELLING  |       | SK   |      |       |       |     |      |     |           |      |          |      |          |
| 1         |       |      |      |       |       |     |      |     |           |      |          |      |          |
| 2         |       |      |      |       |       |     |      |     |           |      |          |      |          |
| 3         |       |      |      |       |       |     |      |     |           |      |          |      |          |
| 4         |       |      |      |       |       |     |      |     |           |      |          |      |          |
| 5         |       |      |      |       |       |     |      |     |           |      |          |      |          |
| 6         |       |      |      |       |       |     |      |     |           |      |          |      |          |
| 7         |       |      |      |       |       |     |      |     |           |      |          |      |          |
| 8         |       |      |      |       |       |     |      |     |           |      |          |      |          |
| 9         |       |      |      |       |       |     |      |     |           |      |          |      |          |
| 10        |       |      |      |       |       |     |      |     |           |      |          |      |          |
| 11        |       |      |      |       |       |     |      |     |           |      |          |      |          |

29-0030090.0000

TOTAL 0

COMMENTS